

Accessing Force Support Knowledge Center

(Do not view in Full Screen Reading View)

Without Common Access Card:

1. Click the following link: <https://afsva.csd.disa.mil/>
2. Log in using your Login ID and Password (If you do not have one, please go to User Registration tab)
3. Skip to number 6 below.

With Common Access Card:

1. Go to Air Force Portal. Click Log In

AF PORTAL LOGIN

CAC/ECA PASSWORD

Insert your **CAC/ECA** to begin your login

LOG IN >>

Membership & Support Information


- » [View Account Requirements & Benefits](#)
- » [Register for a new AF Portal Account w/ your CAC/ECA](#)
- » [Enable your CAC/ECA Certificate](#)
- » [CAC/ECA User's Guide](#)
- » [Contact the Help Desk](#)
- » [Frequently Asked Questions](#)
- » [LPS - An Alternative to Access CAC-Restricted Sites](#)


Friends & Family IM

Access Your Friends & Family Account >>

- » [Learn About Sponsoring a Friend or Family Member](#)
- » [Learn More About Friends & Family Instant Messenger](#)

AF.mil Top Stories

 Mullen offers leadership challenges to Academy grads

 Airman honored with AF International Affairs Excellence Award

2. Enter your CAC Pin

3. On the Home Page, scroll down until you see Education/Training/Force Development on the left and click on ADLS

The screenshot shows the left-hand navigation menu of the Air Force Home Page. The 'Education/Training/Force Development' section is circled in red, and the 'ADLS-Adv Distributed Learning Sys' link is also circled in red. A red arrow points from this link to the 'Advanced Distributed Learning Service' page shown in the next image. To the right of the menu is a featured article titled 'DON'T ASK DON'T TELL LEGISLATIVE ACTION [PDF]' with a sub-header 'Don't Ask Don't Tell Legislative Action'. The article text discusses a Comprehensive Review of the Don't Ask, Don't Tell policy. Below the article is a 'Don't Ask, Don't Tell' Online Inbox button. To the right of the article is a sidebar with various links including 'CSAF Speech - USAF Energy Forum III: "Energy as an Operations Enabler"', 'SECAF and CSAF Memorial Day Message', 'CSAF Speech - CAF Symposium', 'SECAF/CSAF Memo - Environment, Safety and Occupational Health Commitment', 'CMSAF - Enlisted Perspective - Building Partner Nation Capacity', 'FY10/11 Expanded Force Management Program', and 'Air Force Senior Leader Biographies'. At the bottom of the page are 'Air Force Announcements' and 'Featured Links' sections.

4. Once in ADLS, Click on ADLS Gateway

The screenshot shows the 'Advanced Distributed Learning Service' homepage. The page has a dark background with white text. At the top, it says 'Advanced Distributed Learning Service' and 'Welcome'. Below that, it says 'Did you know? ADLS offers over 1600 courses. Click the ADLS Gateway and search for a course.' and 'In April of 2010 ADLS delivered 681,893 course completion certificates' and 'More than 4.61 Million course completion certificates have been delivered in FY10'. On the right side, there is a yellow box with the text 'CLICK HERE:' and a downward arrow pointing to a list of links: 'Help Desk', 'Course List', 'ADLS Gateway', and 'Training Records'. The 'ADLS Gateway' link is circled in red, and a red arrow points from the 'ADLS-Adv Distributed Learning Sys' link in the previous image to this link.

5. Select FSKC Course List (click on Logo, not text)






6. Select Course List

The screenshot shows the FSKC Course List interface. On the left is a vertical navigation menu with the following items: Home, My Profile, Course List, Administration, Teaming Center, Surveys, Library, User Directory, Logout, and ADLS Gateway. On the right are six red buttons: My ETR, My Transcripts, System Requirements, FAQs, and Support Desk. In the center is a 'Welcome' banner with a photo of a classroom. At the bottom, the text 'Force Support Squadron Knowledge Center' is displayed. Below this is a horizontal navigation bar with four buttons: Curriculum, Course List, ADLS Gateway, and AFTR. The 'Course List' button is circled in red. A red arrow points from the '6. Select Course List' instruction to the 'Course List' button.

7. Expand AFNAFPO and select the course you need to take:

3 **AFNAFPO**

-  [P-Card Annual Refresher Course 1.5 \[Online\]](#)
-  [Purchase Card Initial Training - Module I \[Online\]](#)
-  [Purchase Card Initial Training - Module II \[Online\]](#)